



Issue 1/ 2018

**Welcome  
to Kindsville!**





# *Dear Parents,*

A warm welcome to Kindsville! Kindsville is the place where Singa and the Kindness Cubbies live in. It is a happy town filled with kindness all year round.

Kindsville Times Junior for Pre-school is one of the Kindsville resources published by the Singapore Kindness Movement to educate pre-school children on kindness and graciousness. Published 4 times a year, each issue of the newsletter features kindness stories and activities that are focused on character building.

Kindsville Times Junior for Pre-school also contain Family Time activities such as games, puzzles or challenges that can be played or completed together with the family members.

We hope that the newsletters can be a useful resource for parent-child bonding, as well as a material for parents to talk to their child about kindness.

Pre-school children usually look up to their parents as a moral compass and are likely to mimic their speech and behaviours. As such, remember that you have substantial power to shape your child's values and attitudes about the world around them. You can help them focus on positive values and behaviors such as sharing and caring.

Seize this opportunity to model good values and behaviors for your child to pick up. There is so much joy in nurturing and seeing your child grow up to a fine young man or lady, so take every opportunity to grow together as a kind family!

*With best wishes,  
Singapore Kindness Movement*

# WELCOME TO KINDSVILLE

Kindsville is the place where Singa and the Kindness Cubbies live in. The Kindness Cubbies welcome you to the new year!



My name is **SINGA**. I am a **CHEERFUL** cubbie, who loves to make new friends! I like to spread kindness wherever I go.




My name is **SHER**. I am a **CARING** cubbie, who loves to help others in need. My favourite colour is pink and my favourite flower is the gerbera daisy!








My name is **KALLE**. I am a **BRAVE** cubbie, who always help others by standing up against unkind acts. My best friends are Singa and Sher.



My name is **TOME0**. I am a **THOUGHTFUL** cubbie, who loves to share. My favourite hobby is to cook and share the dishes with my friends.



My name is **TOSH**. I am a **SMART** cubbie whom every cubbie goes to for advice. I like to play with the gadgets that I invented. My dream is to become a scientist.







# Comics

## SINGA GOES TO SCHOOL






He walks to school.

**Puzzle time!**

Help Singa find his way to school by completing the maze puzzle.




Singa feels excited seeing Tosh, Sher, Kalle and Tomeo.



Singa, Tomeo, Tosh, Sher and Kalle enjoy spending time together in school.





## MAGIC WORDS TO USE IN SCHOOL

### WHEN SHOULD WE USE THEM?

- 1 Say **"please"** when you want to borrow something.



- 2 Say **"thank you"** when someone helps you.



- 3** Say **“you’re welcome”** when someone thanks you.



- 4** Say **“excuse me”** when you want to walk across a crowded place.



- 5** Say **“I’m sorry ”** when you are in the wrong.







**My name is** \_\_\_\_\_

**Here's a drawing of me and my friends  
on the first day of school.**

# ALL THE FUN THINGS AT SCHOOL



Read each word, find the picture and colour it. Check off each word as you find it!

☐ Singa

☐ Apple

☐ Sandwich

☐ Kalle

☐ Pencil

☐ Football



Family  
Time



SHA  
YOUR

# MATCH & SNAP!



NG

**This pack contains:**  
32 Match & Snap cards

**You'll need:**  
2-4 players



**MATCH**  
  
**SNÄPI**

**MATCH**  
  
**SNÄPI**

**MATCH**  
  
**SNÄPI**

**MATCH**  
  
**SNÄPI**

**MATCH**  
  
**SNÄPI**

**MATCH**  
  
**SNÄPI**

**MATCH**  
  
**SNÄPI**

**MATCH**  
  
**SNÄPI**




**CHEERING  
SOMEONE UP**




**HELPING A FRIEND  
WITH HOMEWORK**



**PICKING UP  
LITTER**



**SHARING YOUR  
UMBRELLA**



**GIVING UP  
YOUR SEAT**



**GREETING YOUR  
NEIGHBOUR**



**SHARING  
YOUR FOOD**



**HELPING WITH  
THE CHORES**



**MATCH**  
  
**SNÄPI**

**MATCH**  
  
**SNÄPI**

**MATCH**  
  
**SNÄPI**

**MATCH**  
  
**SNÄPI**

**MATCH**  
  
**SNÄPI**

**MATCH**  
  
**SNÄPI**

**MATCH**  
  
**SNÄPI**


**MATCH**  
  
**SNÄPI**



**CHEERING  
SOMEONE UP**



**PICKING UP  
LITTER**




**GIVING UP  
YOUR SEAT**



**SHARING  
YOUR FOOD**



**HELPING A FRIEND  
WITH HOMEWORK**




**SHARING YOUR  
UMBRELLA**



**GREETING YOUR  
NEIGHBOUR**



**HELPING WITH  
THE CHORES**




**APOLOGISING WHEN  
YOU'RE IN THE  
WRONG**



**LENDING A  
LISTENING EAR**



**LITTERING**




**THROWING  
A TANTRUM**



**CLASS LIBRARY**

**BEING SELFISH**



**IGNORING  
A FRIEND**



**YELLING  
WHEN ANGRY**



**LEAVING  
A MESS BEHIND**

**MATCH**  
  
**SNÄPI**

**MATCH**  
  
**SNÄPI**

**MATCH**  
  
**SNÄPI**


**MATCH**  
  
**SNÄPI**

**MATCH**  
  
**SNÄPI**

**MATCH**  
  
**SNÄPI**

**MATCH**  
  
**SNÄPI**

**MATCH**  
  
**SNÄPI**



**APOLOGISING WHEN  
YOU'RE IN THE  
WRONG**



**LENDING A  
LISTENING EAR**



**BEING SELFISH**




**IGNORING  
A FRIEND**



**YELLING  
WHEN ANGRY**



**LITTERING**



**THROWING  
A TANTRUM**



**LEAVING  
A MESS BEHIND**



**MATCH**  
  
**SNÄPI**

**MATCH**  
  
**SNÄPI**

**MATCH**  
  
**SNÄPI**

**MATCH**  
  
**SNÄPI**

**MATCH**  
  
**SNÄPI**

**MATCH**  
  
**SNÄPI**

**MATCH**  
  
**SNÄPI**


**MATCH**  
  
**SNÄPI**

## OBJECTIVE:

The aim of the game is to collect as many “kind” cards as possible.



## HOW TO PLAY:

1. One player distributes the cards, placing them face-down in a stack in front of each player.
2. You’re now ready to start!
  - a. The first player flips over his top card and places it face-up beside his stack of cards.
  - b. The second player does the same.
  - c. All players will look out for matching cards as they take turns to flip over their cards. Matching cards refer to 2 cards that have the same image AND show a kind act. Cards with the same image that show an unkind act will not be matching cards.
  - d. The first player to notice two matching cards will shout “Snap!” and can collect all the cards from the two matched stacks.
  - e. If any player incorrectly shouts “Snap!”, he/she should give each player one card from his/her own face-down stack of cards.
3. The game ends when players have flipped over all their cards. The player with the most pairs of matching cards is the winner!
4. All players will share 1 kind act they will do and challenge another player to do another kind act.



**LET'S COLOUR!**

**Welcome  
to Kindsville!**





# Watch Singa and the Kindness Cubbies Animation


## A New Start

It is the start of the school term and Kindsville Academy welcomes a new student, Ace! Known to be one of the Kindness Ambassadors back in Kindness Cadet School, Ace decides to be different in Kindsville so that he can be the coolest guy in school whom everyone is afraid of. What problems did he give to his schoolmates?

Season 3  
Episode 9

Watch it at:

<http://kindsville.kindness.sg>



# MAKE A SINGA BOOKMARK

Follow the steps to make a Singa origami bookmark!

Things you will need:



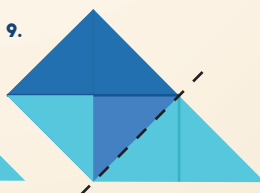
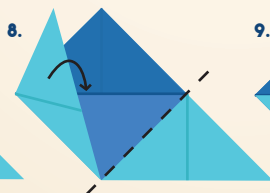
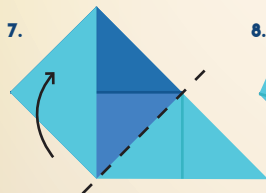
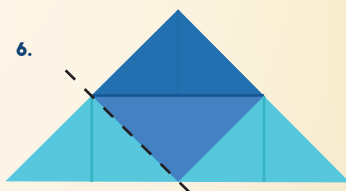
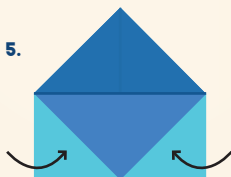
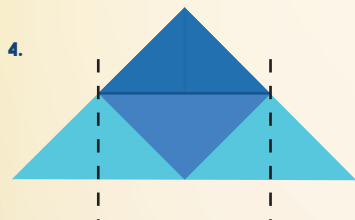
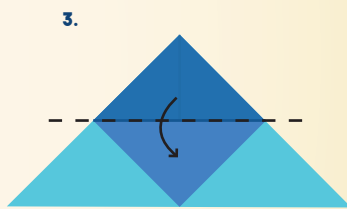


Folding line:



1 PAGE 25

2 PAGE 25

3



13.





1

2







# RIDING SAFELY ON PUBLIC PATHS

Let's practice safe riding habits to ensure safety for everyone.

**1** Keep to the left of the path when riding.




**2** Slow down when riding past pedestrians.



**3** Switch on front white light and rear red light when riding in the dark.



**4** Stop and look out before crossing.



**5 Walk your device when you see 'No Riding' signs.**



**NO RIDING**



**6 Pay attention to other users.**



**Do not look at your phone when riding**

Sorry, coming through!



**7 Offer help if other users are involved in an accident.**



**8 Do not ride electric-scooters and kick-scooters on the road.**



# DO YOU KNOW YOUR PATHS?

Using stickers from the sticker page, stick the objects and positive behaviours on the right paths/road.

## SHARED PATHS



## ROADS



## write to singa



**Singa would like to hear  
from you!**

**Draw or write to tell Singa  
what you like about going  
to school.**

**Post it by snail mail to:**

**Singa and the Kindness Cubbies  
Singapore Kindness Movement  
61 Stamford Road  
#01-08 Stamford Court  
Singapore 178892**

Singa would like to know your home address so that he can  
reply to your letters! You may write your address at the  
back of your letter. Thank you!  
(Parental consent required)





## ★ featured entries ★



Dear Singa,

My name is Clarice and I am four years old. I like the colour pink. One day, my little sister Sophia says she likes my pink hairclip. I gave her my clip and gave her a hug.

Clarice Lee, Age 4

Dear Singa,

I feel happy when I show kindness. There was a time I helped my parents with house chores. Singa, I hope you enjoy your day!

Lsra Laiqa, Age 5

Dear Singa,  
I helped my mummy to  
wash the dishes.



Sofie Shao

# Peek-a-boo!



How many hidden Singa can you find in this Kindsville Times?

