

Kindsville Times Junior

PRE-SCHOOL



Issue 2/ 2019

HAPPY KINDNESS DAY



Dear Parents/ Guardians,

May is a special month, for we are celebrating Kindness Day SG (KDSG). KDSG was inaugurated in 2013 as an occasion for Singaporeans to come together in celebration of kindness and graciousness, to inspire one another and transform our society into a nation of kindness. On this day, we also encourage you to show appreciation to one another, with the yellow gerbera daisy. Try keeping a lookout for this flower in this copy of Kindsville Times!

In this issue, we also learn about showing care to others and knowing more about the cultures of our neighbouring countries. Consider encouraging your child to practise caring for others at home and in school. Through the activities, you may also introduce to your children the importance of friendship among people of different races and cultures.

We hope that you will join us in celebrating International Friendship Day (12 April) and Kindness Day SG in the most meaningful way together with your loved ones!

*With best wishes,
Singapore Kindness Movement*



Picnic with friends

The Kindness Cubbies are having a picnic.

Hi friends! Look at what we are having for our picnic today!



Looks yummy! Do you know that these are food from around the world? We can find them in Singapore too!






Looks interesting.
What are these food?



I see sushi!



Pizza!



My favourite mango
sticky rice!



Satay!



**LET'S EAT
TOGETHER!**



3 ways to care for your friends

**Help one
another**



Share your toys



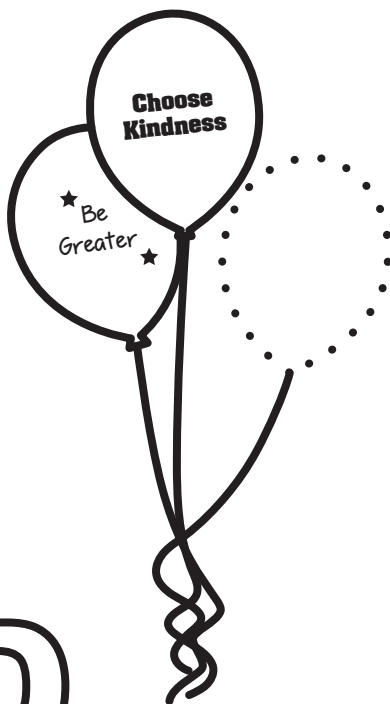

**Listen when
your friend
talks to you**




Do It Yourself

Connect the dots


Connect the dots and colour the objects.



KIND




Make a Daisy Whirlygig



You will need:

- String
- A scrap of heavy recycled cardboard
- Gluestick
- Scissors
- Skewer or satay stick
- Whirlygig pattern template on this page

Scan to find out
the steps to making
a Whirlygig!



1. Tear out the 2 circles.

2. Glue one piece onto your recycled cardboard scrap, cut around it with the scissors, and then glue the second circle onto the other side.


3. Poke two small holes in the whirlygig with a skewer or satay stick and thread the string through, tying a knot once done.


4. Now, just twirl and whirl!




International Friendship Day!

Tear out these puzzle pieces and paste your completed puzzle on Pg 11.





International Friendship Day!





Animation Series

Watch it at
Kindsville.kindness.sg
or on
 YouTube Kids

Unkindness Day

Kindsville is preparing for its annual Kindness Day celebrations to honour residents who have displayed Kindness-in-action during the year. Master Mean is back to wreak havoc in Kindsville. Will the Kindness Cubbies catch Master Mean and stop unkindness in Kindsville?

Season 4
Episode 5





Kindsville Mailbox

Write to Singa and the Kindness Cubbies and get a personal reply!

**How do you show kindness to your friends in school?
Write to Singa and the Kindness Cubbies to share your
stories. You may draw as well!**



Post it by snail mail to:

**Singa and the Kindness Cubbies
Singapore Kindness Movement
61 Stamford Road
#01-08 Stamford Court
Singapore 178892**

You may also email to:

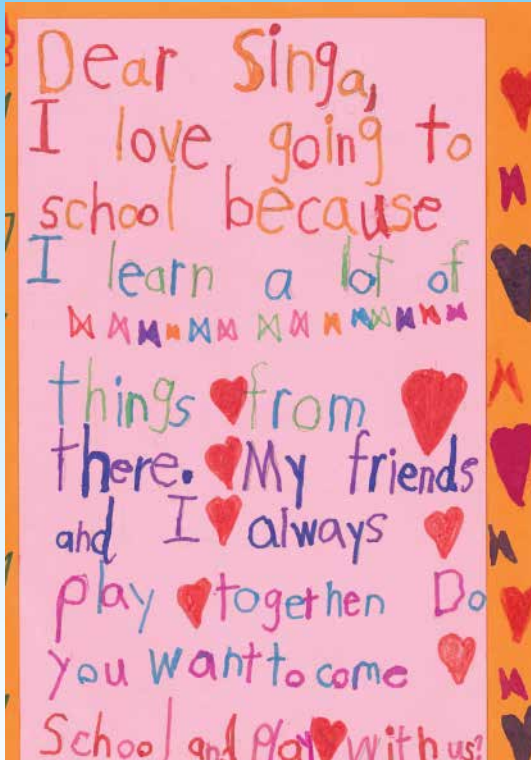
Kindsville@kindness.sg

Singa would like to know your **home address, school and class** so that he can write back to you! You may write them at the back of your letter or in the email.
Thank you! (Parental consent required)





★ Featured Entries ★



Ang Liang Hun, K2

Dear Singa,

Nice to meet you! My name is Gavin. I like my teacher Ms Rui. She teaches us English. She is very friendly.

Gavin Qi Guanwen



Dear Singa,

I love school because I can learn new things, like being kind to others.

Grace, K2



Kindsville Party

AMAZE-ing Challenge 2019

OUR 7TH KINDSVILLE PARTY IS HERE,
AND YOU ARE INVITED!

15 June 2019, Saturday

10am - 1pm

Kidz Amaze @ SAFRA Jurong

333 Boon Lay Way Singapore 649848
(10 mins walk from Boon Lay MRT Station)

REGISTRATION

\$16/person (includes event t-shirt & lunch)

Log on to kindsville.kindness.sg for more details
and register from 1 March 2019! Limited slots available!

Attire: Comfortable for activities, socks compulsory

PROGRAMME

9.15am - 10.00am: Registration

10.00am - 12.00pm: Gameplay (Unlimited for 2 hours)

11.30am - 1.00pm: Lunch (Catered buffet) &
Kindness Cubbies Meet and Greet



singapore
kindness
movement



INDOOR PLAYGROUND
www.kidz-amaze.com.sg

What's in for me?

Explore the playground
and find clues to solve a
puzzle. Every completed
puzzle wins a prize with
toys, stationery, books
and more. The faster you
solve, the bigger the
prize!

Requirement

This activity requires
participation by both
parent/guardian and
child. The child must be
between ages 5 - 10.

Disclaimer: Full care has been taken by the Singapore Kindness Movement to minimise injury risk during the event. By signing up, the accompanying parent/guardian (above 21 years old) agree that they (children and accompanying adult) do not have any medical ailments, physical limitations, or mental disabilities that will affect their abilities to participate in the activities and expressly waive any and all claims, suits or demands for personal injury, property damage or other loss against the Singapore Kindness Movement.



HOLIDAY ACTIVITY FOR ALL


This June holidays, come on down to Kidz Amaze with your family for a complimentary DIY Shrink Art Keychain activity!

Step 1: Colour

Choose Kindness.
Be Greater.




**KIDZ AMAZE @
SAFRA TOA PAYOH**
293 Lor 6 Toa Payoh, Singapore 319387



10am - 3pm



**KIDZ AMAZE @
SAFRA JURONG**
333 Boon Lay Way, Singapore 649848



10am - 3pm

Step 2: See it
shrink in the
toaster





Step 3: Bring
home your
keychain!



Note: The activity does not require paid admission, and does not include admission to Kidz Amaze playground.

Kindsville stickers





HAPPY KİNDNESS DAY!



HAPPY KİNDNESS DAY!

2 Kalle's House
(Sticker activity in Issue 1)



3 Sher's House
(Sticker activity in Issue 1)

