

# Kindsville Times Adventures



Primary 3 and 4  
Issue 1/ 2026

## TOGETHER WE KEEP SINGAPORE STRONG

**TOTAL DEFENCE**





# Dear Friends,

Welcome to Kindsville! I'm Singa!

Together with the Kindness Cubbies,  
let's make 2026 exciting and kind!

In this issue of Kindsville Times, you will learn some ways to show kindness at home and in school. You will also find out more about Total Defence Day and learn how we can play our part by staying safe online and helping one another during emergencies.

So, come along with me and the Kindness Cubbies as we learn how to be kind to ourselves and to everyone around us!

**Your friend,**  
**Singa** 😊



## CONTENTS

### Activity Time

1. Matching Acts of Kindness
2. Let's Grow Kindness Together

### Comics

Digital Defenders: Our Superheroes Online!

### Cubbies' Challenge

Spot the Clues

### Featured Entries

### Write to Singa

### Kindness Starts with Us

### Be a Friend of Singa

Page 3-6

Page 7-14

Page 15

Page 16

Page 17-18

Page 19

Page 20





**Activity Time**



## **Matching Acts of Kindness**

**Being kind means caring for others and our school.**

Paste the matching stickers or write/draw your own act of kindness that shows how you can help make your school a kinder place.

**Keep Our School Clean**

A large, empty rectangular box with a green border, intended for drawing or writing an act of kindness related to keeping the school clean.

**Be Kind to All**

A large, empty rectangular box with a blue border, intended for drawing or writing an act of kindness related to being kind to all.

**Be Considerate of Others**

A large, empty rectangular box with an orange border, intended for drawing or writing an act of kindness related to being considerate of others.



## Activity Time

Kindsville Garden

's

# Let's Grow Kindness Together

**Friendships grow when we care for and help one another.**

Each time you do something kind at school, plant a seed of kindness in your Kindsville Garden! Use stickers or draw in the flowers to fill the garden with your kind acts.







## Class Activity

1. Tear out the flower outline provided.
2. Write a kind act you did this month on the flower.
3. Decorate your flower.
4. Add it to the class Kindness Corner or noticeboard to grow a garden of kindness!



 **My Kind Act** 



# DIGITAL DEFENDERS

## OUR SUPERHEROES ONLINE!

1  
Singa and the Kindness Cubbies are using the school computers to give feedback on their classmates' projects.

2  
Suddenly, an error message pops up on everyone's screens!

3  
Oh no!



4

Wait... Did we  
lose all our  
feedback?



5

What if  
we have also  
lost our  
project files?



6

What just  
happened?



7

Let's stay  
calm, everyone.  
It looks like the  
school's network  
system is having  
a problem.

8

Someone  
may have clicked  
on a link and  
downloaded  
**malware**.

9

What is  
**malware**?



10

**Malware** is like a  
sneaky burglar that  
breaks into your  
house when you're  
not looking.

Just like a burglar will  
steal or damage your  
belongings, **malware**  
will steal your  
information or damage  
your computer.

unsafe  
website



11

It steals valuable things, like your passwords and personal information.



12

It could corrupt your computer.



14

That's why we should never click on suspicious links, like emails from people we don't know.



13

It may even invite more burglars in!



16

If you click on it, the downloaded malware will harm your computer.



15

Be careful of free games downloads and free gifts too!



**FREE cupcakes!**

Click here before they are gone!



17

It can spread to other computers too!



18

That's awful! We should stay alert and not fall for such tricks!



19

It must be Tomeo! He can never resist cupcakes!

20

Hey! That's not true! I did not click on it!



21

(giggles)



22

Stop! It is neither kind nor helpful to blame one another. Anyone can make mistakes.



Instead of blaming others, let's learn from this!

23

Yes! We can also teach our friends how to stay safe online.



25 Okay!

24

I know! Let's create posters with good cyber tips to stay safe online!

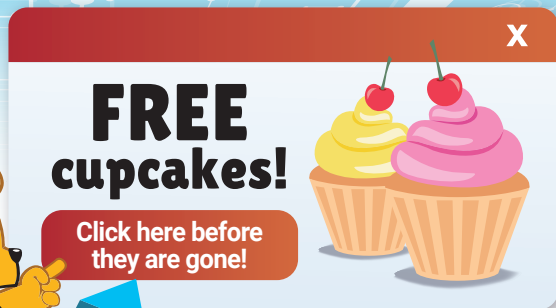


26

## TIP 1

Watch out for emails that sound urgent.

They may be trying to trick you into clicking links to download malware!



27

## TIP 2

If it sounds too good to be true, it's probably neither good nor true!





28

**TIP 3**

Never share your personal information (e.g. name, address, age) online.

You never know who is asking or how the information will be used!



29

**TIP 4**

Look out for unsafe attachments.

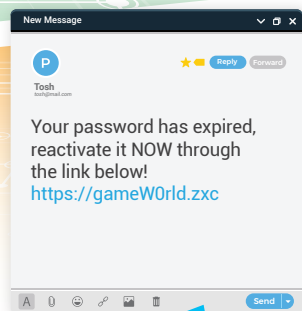
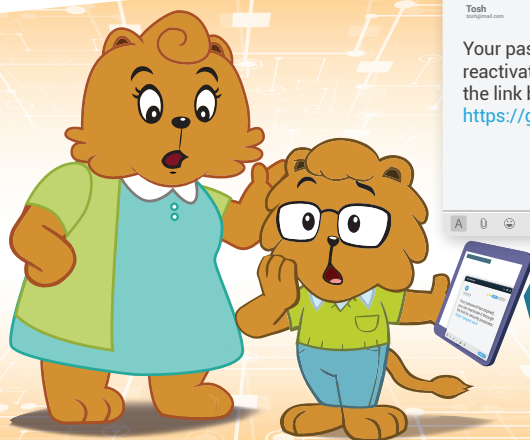
Check with a trusted adult before you click or download them!



30

**TIP 5**

If you think you have accidentally clicked on a suspicious link, seek help from a trusted adult.



31

Technology is a helpful tool, but remember, some people may use it to trick others!

32

Let's stay alert in order to keep ourselves safe online.



34

What's wrong, Kalle?

33

Later...



35

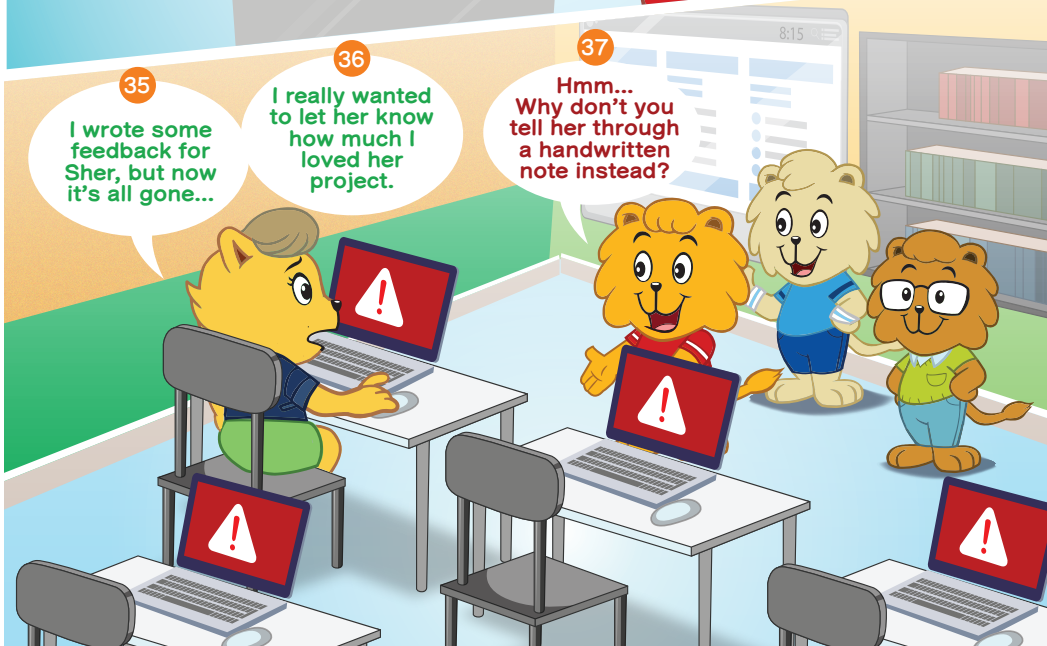
I wrote some feedback for Sher, but now it's all gone...

36

I really wanted to let her know how much I loved her project.

37

Hmm... Why don't you tell her through a handwritten note instead?







43

Using the computers  
to give each other  
feedback is fun...



44

But writing a  
handwritten note  
to one another is  
even more  
meaningful!



45

**Kindness knows  
no boundaries!**





## Cubbies' Challenge



# SPOT



# the



# CLUES



Phishing emails are emails that can trick you into clicking on links or sharing your personal information, which may be unsafe.

**Can you spot the clues that an email might be unsafe?**

The challenge:

1. Read the emails below.
2. Circle anything that seems suspicious.
3. Give one reason why you think each email is safe or unsafe.

### Email 1

**From:** Your teacher, Mrs Tan

**Subject:** Library Book Reminder

Hi, everyone! Please remember to bring your library book tomorrow for reading time.

Thank you.

### Email 2

**From:** FreeToysNow@winbig.com

**Subject:** You won a free game! Click now!

Congratulations! You are one of our lucky winners! Click this link to get your free game today!

Tick One ☒



**Safe or**



**unsafe?**



**Safe or**



**unsafe?**

**Why?**

---

---

---

---

**Why?**

---

---

---

---

### Singa's Kindness Tip:

Write a short note to a friend with one tip for staying safe online. For example, "Don't click on links sent by strangers!" or "Always check who sent the message!" or "When in doubt, check with a **trusted adult**." Helping your friends stay safe online is a kind and caring thing to do!



# FEATURED ENTRIES

Last term, students wrote to Singa about their kindness wishes for 2026. We hope you will be inspired to spread kindness wherever you go!

I want to make new friends and be kind by helping others, playing nicely with friends and showing respect. I hope to give cards, cookies and chocolates to celebrate the new year!

Name: Annika

School: Yuvabharathi International School

Class: CP3-R (2025)



I wish everyone the best in 2026, whether it's for exams, tests, or homework. Don't give up, you can do it! Let's work hard and care for each other!

Name: Nur Risyah

School: Fern Green Primary School

Class: 3R3 (2025)



I hope everyone will be encouraging and kind as we move on to Primary 5. I can be kind by helping my friends and cheering them up when they feel down. By doing so, I believe I can make my school a better place. Next year, I would like to try something new such as swimming. I know there will be challenges, but I believe I can overcome them.

Name: Sophia

School: CHIJ Our Lady Queen of Peace

Class: 4 Hope





Write to



Singa



Be a Kindness Defender! Write or draw one kind thing you've done in school or at home. Share it with Singa!

**Name:** \_\_\_\_\_

**School:** \_\_\_\_\_ **Class:** \_\_\_\_\_

**Home Address\*:** \_\_\_\_\_

**\*Receive a personal reply from Singa when you send in your response.  
(Please ask your parent/guardian for permission before sending your letter.)**



I agree to the collection, use, and disclosure of my personal data provided for this activity by the Singapore Kindness Movement (SKM), in accordance with SKM's Data Protection Policy available at <https://www.kindness.sg/privacy-policy/>. I understand that my name, school and class may be published if my entry is featured in Kindsville Times, on SKM's social media platforms or in SKM's exhibitions and publicity materials.



**Write to Singa and stand a chance to be featured  
in the next issue of Kindsville Times!**

**Send it by snail mail to:**

Singa and the Kindness Cubbies  
Singapore Kindness Movement

50 Raffles Place, #02-03 Singapore Land Tower, Singapore 048623

**You may also send via email to:**

[kindsville@kindness.sg](mailto:kindsville@kindness.sg)

# Kindness Starts with Us

Being kind is something we can do every day. These short Public Service Announcement (PSA) videos show that small acts, like helping a neighbour or caring for an elderly person, are everyone's responsibility and can brighten someone's day.



Through movement and storytelling, the videos make kindness easy to understand. They remind us that we can all do better each day by showing kindness in school, at home and in our community.



**Think  
About It!**

Look around your classroom or your home. How can you do something kind for others today? Even a small action, like helping a neighbour or saying thank you, can make a big difference.



Watch the PSA videos at  
<https://bit.ly/kindnessPSA>





*Dear Friends,*

**Exciting news!**

Your school is invited to join the Friends of Singa programme!

Some of you will be chosen by your teachers to lead a kindness project in your school. This is a fun and meaningful way to make a positive difference in your school community.

When your project is completed, you will be recognised as a Kindness Ambassador— someone who inspires others to care, help and show appreciation every day!

Want to learn more? **Visit [fos.kindness.sg/primary](https://fos.kindness.sg/primary)**

I can't wait to see the amazing kindness ideas from your school.

*Your friend,  
Singa*

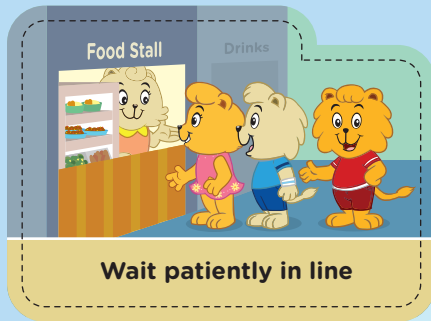
**Talk to your  
teachers and  
sign up today!**





# Kindsville stickers

Use these stickers to complete the  
“Matching Acts of Kindness” activity on page 3.



# Kindsville stickers

Use these stickers to complete the  
“Let’s Grow Kindess Together” activity on page 4.



Say  
**Thank  
you**  
when someone  
helps you



Keep the  
classroom  
clean



Encourage a  
friend who  
has shown  
improvement  
or put in  
effort




Include a  
friend who  
looks lonely




Comfort a  
friend who is  
feeling down



Stand up for a  
classmate who  
is being treated  
unkindly



Help a  
friend who  
needs help



Invite  
everyone to  
join a game